

# Choosing the Right Web Cleaner: A Simple Guide

A simple, practical guide to help you select the most effective web cleaning solution for your process.

### Introduction to Choosing a Web Cleaner

Selecting the correct web cleaner requires careful consideration of numerous factors, including web material and speed, type and level of contamination and more. This presentation outlines an approach that simplifies the decision-making process, ensuring you make the best choice for the situation.



### Understanding Your Application

- Identify the Contaminants
- Assess the Amount
- Identify the Web Material and Speed



### Contact vs. Non Contact Web Cleaning

- Contact Web Cleaning
- Non Contact Web Cleaning



### Our Web Cleaning Technologies

- Adhesive/Tacky Rollers
- Airflow Combination
- Vacuum Combination
- Rotary Brush



### Comparing our Range of Web Cleaners

An overview of our web cleaning products and their key features.

- CyClean® CyClean™
- VacClean™
- TackClean™
- NoClean™



### Why Web Cleaning Matters

#### Advantages of Having a Web Cleaner

It is natural that a moving web will attract contamination, caused either by the surrounding environment or by the process itself. Consistently removing contamination will reduce rejects, downtime and improve product quality.

#### Disadvantages of Not Having a Web Cleaner

Contaminated web can cause through the production process, causing issues such as printing defects, color changes, poor coating adhesion, delamination and other bonding problems, ultimately affecting the quality of the finished product.



### Making the Final Decision

Since you have gathered all relevant information, it's essential to compare the options. Consider the key factors we have outlined in this presentation: web material type, material characteristics and web speed, width and tension. Other factors to consider are availability to the web cleaner requirements and space available for the web cleaner.



### Your Global Web Cleaning Partner

We hope this presentation has provided you with the information to further your knowledge and understanding of web cleaning. Our further assistance in choosing the right web cleaner is open to all teams.

info@meech.com  
+44 (0)1903 264700  
www.meech.com

# Meech




The background of the image shows a close-up, slightly blurred view of a desk. A silver pen is visible in the lower-left corner, and a green folder or binder is partially seen in the middle. The overall lighting is soft and even, creating a professional and clean aesthetic.

# **Introduction to Choosing a Web Cleaner**

# Introduction to Choosing a Web Cleaner

Selecting the correct web cleaner requires careful consideration of numerous factors, including web material and speed, type and level of contamination and more. This presentation outlines an approach that simplifies the decision-making process, ensuring you make the best choice for the situation.



## Identify the Contamination

Identifying the contamination helps streamline choices and ensures you select an option that effectively removes it from the web surface. Some common types include:

- Dust and fibers (ambient or sitting)
- Die cut chads
- Hair
- Insects

The contamination will also vary in size, knowing this helps determine the cleaning technology required.



## Determine the Material

Understanding the material is crucial in narrowing down your options. It helps to decide whether the application requires a contact or non-contact web cleaner. Ask these questions:

- Is the material sensitive or easily damaged?
- Is the processed material consistent, or does it change?




## Understand Web Speed and Width

As web speed increases, a boundary layer of air forms and travels with the moving material. This boundary layer can:

- Act as a barrier between contamination and the web cleaner
- Prevent particles from being effectively removed

Each Meech system uses a different technology to fully break through the boundary layer (depending on the web speed), so identifying this will ensure excellent contamination removal.

Other factors to be considered is the web width, space available, web tension and accessibility to the web cleaner.



# Understanding Your Application

# Identify the Contamination

Identifying the contamination helps streamline choices and ensures you select an option that effectively removes it from the web surface. Some common types include:

- Dust and fibres (ambient or slitting)
- Die cut chads
- Hair
- Insects

The contamination will also vary in size, knowing this helps determine the cleaning technology required.



# Determine the Material

Understanding the material is crucial in narrowing down your options. It helps to decide whether the application requires a contact or non-contact web cleaner. Ask these questions:

- Is the material sensitive or easily damaged?
- Is the processed material consistent, or does it change?



# Understand Web Speed and Width

As web speed increases, a boundary layer of air forms and travels with the moving material. This boundary layer can:

- Act as a barrier between contamination and the web cleaner
- Prevent particles from being effectively removed

Each Meech system uses a different technology to fully break through the boundary layer depending on the web speed, so identifying this will ensure excellent contamination removal.

Other factors to be considered is the web width, space available, web tension and accessibility to the web cleaner.



## Contact Web Cleaning

- Uses brush, vacuum or adhesive tacky roller technology
- Incorporates static control
- Removes particles as small as 0.5 micron
- Best suited for applications where direct contact will not damage the material

## Non-Contact Web Cleaning

- Uses airflow combination technology
- Incorporates static control
- Removes particles as small as 0.3 micron
- Best suited for applications where contact could cause damage to the material

**CyClean™**  
Non-Contact Web Cleaning System



www

# Contact vs. Non Contact Web Cleaning

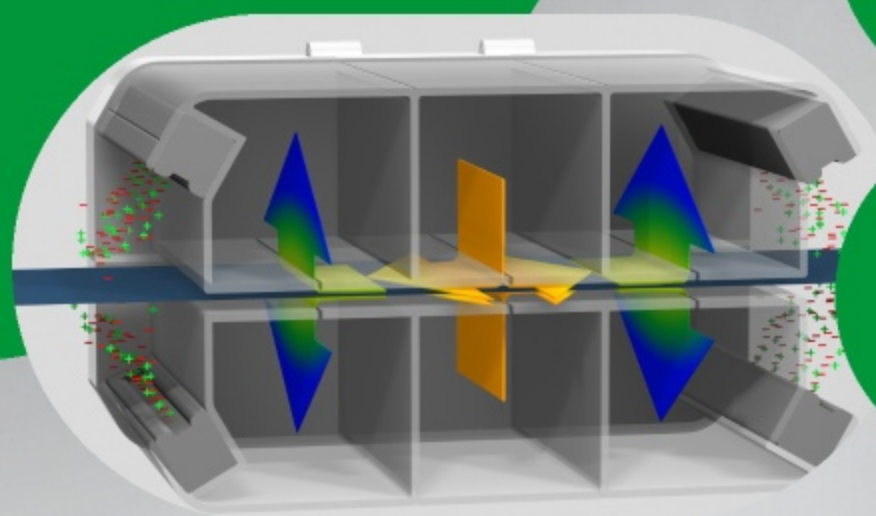
# Contact Web Cleaning

- Uses brush, vacuum or adhesive tacky roller technology
- Incorporates static control
- Removes particles as small as 0.5 micron
- Best suited for applications where direct contact will not damage the material

# Non-Contact Web Cleaning

- Uses airflow combination technology
- Incorporates static control
- Removes particles as small as 0.3 micron
- Best suited for applications where contact could cause damage to the material

# Our Web Cleaning Technologies



Adhesive/Tacky Rollers



Airflow Combination



Vacuum Combination



Rotary Brush

# Comparing our Range of Web Cleaners

An overview of our web cleaning products and their key features.

## CyClean & CyClean-R™

Non-contact cleaning systems using airflow combination technology.

### CyClean Key Features:

- Ideal for delicate materials
- Compact
- Removes particles as small as 1 micron

### CyClean-R Key Features:

- Designed for delicate, low-tension web applications that sit around a roller
- Available in narrow, mid and wide web widths
- Removes particles as small as 0.5 micron

## VacClean™

Contact cleaning system using vacuum technology.

- Ideal for high-speed webs
- Optimal for fibrous materials
- Removes particles as small as 0.4 micron

## TakClean™

Contact cleaning system using adhesive and tacky roller technology.

- Ideal for narrow webs
- Smart design that allows fast roll changing
- Removes particles as small as 0.5 micron

## RoClean™

Contact cleaning system using rotary brush and airflow combination technology.

- Ideal for low-tension webs
- Highly rigid and compact
- Removes semi-bonded particles as small as 0.3 micron

# CyClean & CyClean-R™

Non-contact cleaning systems using airflow combination technology.

## **CyClean Key Features:**

- Ideal for delicate materials
- Compact
- Removes particles as small as 1 micron

## **CyClean-R Key Features:**


- Designed for delicate, low-tension web applications that sit around a roller
- Available in narrow, mid and wide web widths
- Removes particles as small as 0.5 micron



# VacClean™

Contact cleaning system using vacuum technology.

- Ideal for high-speed webs
- Optimal for fibrous materials
- Removes particles as small as 0.4 micron



# TakClean™

Contact cleaning system using adhesive and tacky roller technology.



- Ideal for narrow webs
- Smart design that allows fast roll changing
- Removes particles as small as 0.5 micron

# RoClean™

Contact cleaning system using rotary brush and airflow combination technology.

- Ideal for low-tension webs
- Highly rigid and compact
- Removes semi-bonded particles as small as 0.3 micron



# Why Web Cleaning Matters



## Advantages of Having a Web Cleaner

It is natural that a moving web will attract contamination caused either by the surrounding environment or by the process itself. Consistently removing contamination will reduce rejects, downtime and improve product quality.

## Disadvantages of Not Having a Web Cleaner

Contamination can travel through the production process causing issues such as printing defects, color changes, poor coating adhesion, delamination and other bonding problems, ultimately affecting the quality of the finished product.

# Making the Final Decision

Once you have gathered all relevant information, it's essential to compare the options. Consider the key factors we have outlined in this presentation: contamination type, material characteristics and web speed, width and tension. Other factors to consider are accessibility to the web cleaner requirements and space available for the web cleaner.

# Your Global Web Cleaning Partner

# Your Global Web Cleaning Partner

We hope this presentation has provided you with the information to further your knowledge and understanding of web cleaners. For further assistance on choosing the right web cleaner, speak to our team.



[sales@meech.com](mailto:sales@meech.com)



+44 (0)1993 706700



[www.meech.com](http://www.meech.com)

# Meech



# Choosing the Right Web Cleaner: A Simple Guide

A simple, practical guide to help you select the most effective web cleaning solution for your process.

### Introduction to Choosing a Web Cleaner

Selecting the correct web cleaner requires careful consideration of numerous factors, including web material and speed, type and level of contamination and more. This presentation outlines an approach that simplifies the decision-making process, ensuring you make the best choice for the situation.



### Understanding Your Application

- Identify the Contaminants
- Assess the Amount
- Identify the Web Material and Speed



### Contact vs. Non Contact Web Cleaning

- Contact Web Cleaning
- Non Contact Web Cleaning



### Our Web Cleaning Technologies

- Adhesive/Tacky Rollers
- Airflow Combination
- Vacuum Combination
- Rotary Brush



### Comparing our Range of Web Cleaners

An overview of our web cleaning products and their key features.

- CyClean® CyClean™
- VacClean™
- TackClean™
- NoClean™



### Why Web Cleaning Matters

#### Advantages of Having a Web Cleaner

It is natural that a moving web will attract contamination, caused either by the surrounding environment or by the process itself. Consistently removing contamination will reduce rejects, downtime and improve product quality.

#### Disadvantages of Not Having a Web Cleaner

Contaminated web can lead through the production process causing issues such as printing defects, color changes, poor coating adhesion, delamination and other bonding problems, ultimately affecting the quality of the finished product.



### Making the Final Decision

Since you have gathered all relevant information, it's essential to compare the options. Consider the key factors we have outlined in this presentation: web material characteristics and web speed, width and tension. Other factors to consider are availability to the web cleaner requirements and space available for the web cleaner.



### Your Global Web Cleaning Partner

We hope this presentation has provided you with the information to further your knowledge and understanding of web cleaning. Our further assistance in choosing the right web cleaner is open to all teams.

info@meech.com  
+44 (0)1903 264700  
www.meech.com



# Take this with you. Revisit anytime.

Missed something? Want to explore further?  
Scan or click below to open this presentation.  
Anytime, anywhere.

[View presentation](#)

